



A Word From the Director

My name is Misty Valenta and I am the new Williamson County Regional Animal Shelter Director. I am attempting to fill the very big shoes of my predecessor, Cheryl Schneider, who has retired and left us as stewards to the lifesaving legacy she created. Thank you to the staff, volunteers, and fosters who helped create a smooth transition so that our lifesaving never skipped a beat. You have been through so much this year – and you have outshined yourselves time and time again. I am incredibly lucky to be working alongside you.

This year has been extraordinary. The COVID-19 pandemic challenged our innovation. Not only to keep our cats and dogs safe – but our staff, volunteers, fosters, and community members safe. And even in these unprecedented times, you came through. Because of you, our shelter was the emptiest we have ever seen. On May 1st, we were housing 63 dogs and cats combined! The other 212 shelter animals were in your homes. You stepped up to foster most of our shelter animals and we could not be more grateful for your heartfelt support.

This year was also extraordinary because we challenged ourselves to do more for the most vulnerable animals at the shelter – dogs with training needs and young kittens.

Thanks to a generous gift from Maddie's Fund, we started a pilot program for dogs who needed training to help them get adopted. We called this program the Honor Roll because the behaviors that discourage adopters, such as barking or jumping in the kennel, are behaviors of smart dogs. These dogs are not "bad" - they are misunderstood and underserved. By bringing in a positive reinforcement-based trainer, their stay with us was enriched with personalized training sessions. 93% of these long stay dogs helped by the Honor Roll have already found homes.

The second pilot we started this year, thanks to the generous grant by the Orphan Kitten Club, is our Kitten Specialist position. Every year, our cat population explodes during the spring and summer months. Imagine taking in and caring for 1500 cats and kittens in only three months. This places an extreme stress on staff. And although our staff worked incredibly hard each and every year – the shelter could not raise our cat summer Save Rate. That is, until we started the Kitten Specialist pilot program. With someone solely looking out for the most vulnerable kittens, our Save Rate rose from 89% last summer to an astounding 94% Save Rate this summer. Those little kittens survived and thrived because of our Kitten Specialist.

These two programs are shining examples of the hope and diligence the shelter possesses. Thank you for being a part of our lifesaving mission.

Misty Valenta, Animal Services Director



Saving Lives During a Pandemic

Nothing can stop the dedication the community has to saving the lives of dogs and cats in need – not even a pandemic. However, extra precaution was taken to keep everyone safe.

- 🐾 Even though businesses began shutting down in late March and early April, the shelter remained operational with limited services throughout the pandemic.
- 🐾 The shelter introduced protocols that all staff members, volunteers, and community members had to wear masks and physically distance apart from each other.
- 🐾 The shelter continued adoptions and fostering to the community by appointment.
- 🐾 With the assistance of the Williamson County IT Department, the shelter adopted a scheduling technology. Now, each potential adopter or foster has one-on-one attention with a staff member. This service has received compliments and will continue to be implemented going forward.
- 🐾 Volunteers aided staff by taking on the roles of Matchmakers. These volunteers would communicate with potential adopters from the safety of their home working to help find a wonderful dog or cat match for each family.
- 🐾 In order to decrease intake, the shelter began calling on community members to house found animals in their homes for 24 hours. These volunteer “reunited” helped return dogs and cats faster to their families and lessened the number of animals in the shelter.

Volunteers

Volunteers are an essential piece of the shelter’s lifesaving mission. They are a dedicated and hardworking extension of our staff. During FY 2019-2020, 231 new volunteers went through orientation. Over 7,826 hours were donated to helping each and every animal have the best life possible.



Shelter Program Highlight:

Transport Program

The Transport Program started in January 2019 with only 12 dogs going to one partner in the northern United States.

In the 2019 – 2020 Fiscal Year, an astounding 383 dogs were sent to the Pacific Northwest. This increase was possible because of the support of our donors who value this all-donation-based program.

With the support of the community, we expanded from six rescue partners to eight. Not only did we expand our reach, but we also strengthened our existing relationships to expedite and reduce communications. The organizations now trust our assessment of the dogs in our care and we have learned what restrictions and preferences each organization has.

The shelter now consistently sends 25-30 dogs each trip and schedules one to two transports a month. Alexis Fine, Kennel Manager, has a goal to place longer stay dogs or dogs with special behavior needs onto transport. Most of our dogs entering this program, even the long stay or special needs dogs, are placed in adoptive homes within a couple of days.

The transport company meets at the shelter in the late evening to pick up the dogs and drive them up north. Dedicated staff members return to the shelter for these late-night meetings to ensure every dog is given a farewell and placed safely and securely in a crate for their journey. Each transport easily empties an entire room of dogs in the shelter.





10TH ANNUAL

Fur Ball

November 23, 2019

One day a man was walking on the beach when he noticed a girl picking up starfish and throwing them into the ocean. Approaching the girl, he asked, "Excuse me, what are you doing?" The girl replied, "Throwing starfish back into the ocean. If I don't throw them back, they'll die." The man laughed and said, "But there are too many starfish on this beach. You can't possibly make a difference." After listening politely, the girl bent down, picked up another starfish, and threw it into the ocean. Then, turning to the man she said, "I made a difference to that one." Onlookers heard the conversation. Inspired, one by one they began throwing starfish back into the ocean. Each act may seem like a drop in the ocean, but what is an ocean if not a multitude of drops? Making a difference for one multiplied to hundreds then thousands. Until they were all saved.

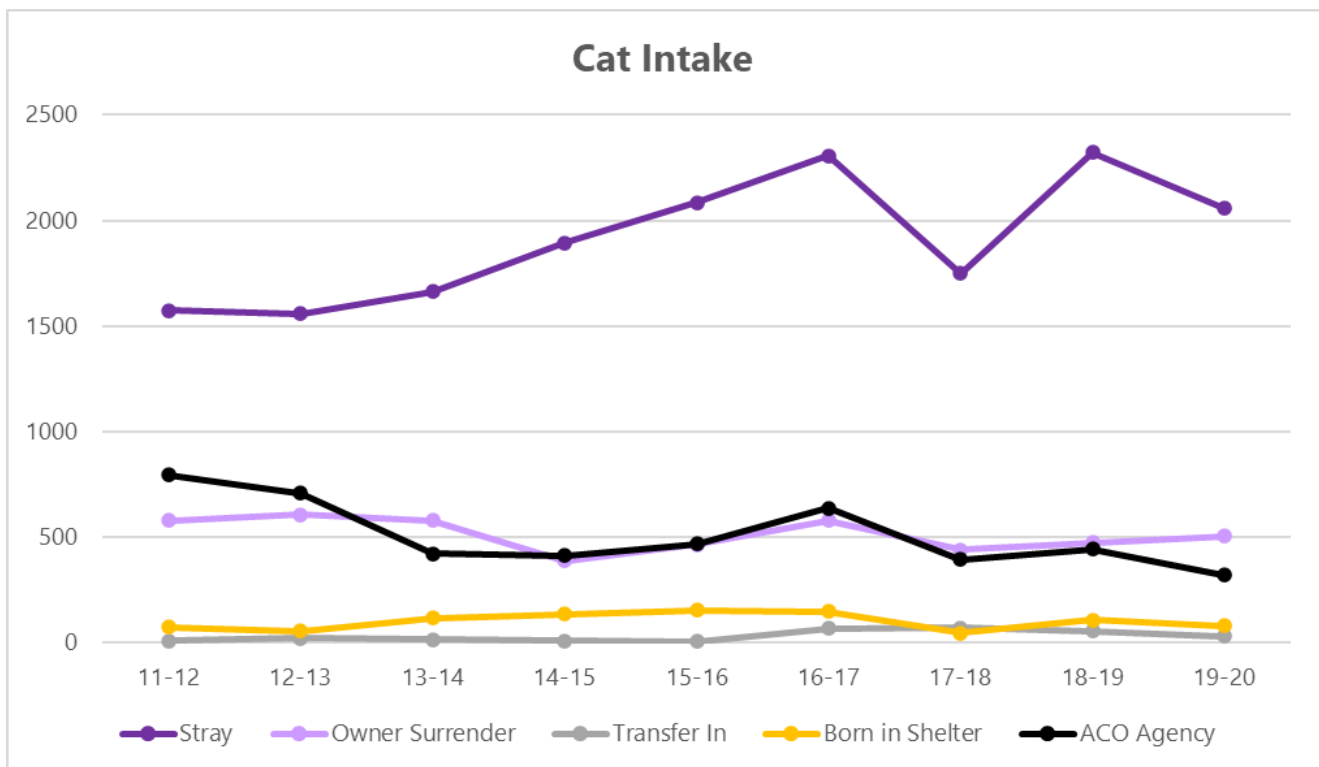
The 10th Annual Fur Ball aimed to raise funds for our Transport Program and it exceeded all previous galas, bringing in over \$100,000. Because of the amazing support from the community, the shelter now transports 20 – 30 lucky dogs up north to partner organizations who do not have enough dogs to adopt out to families.

The Fur Ball had a star-studded crowd including KXAN Chief Weathercaster, Jim Spencer, Mud-puppies co-owner, Edward Flores, and their dog, Kaxan. Attendees were also able to meet and take photos with the shelter "spokes-dog" Champ, who had recovered from multiple severe injuries sustained from being drug behind a truck for a mile. Champ was then adopted by a Round Rock police officer who was drawn to his story and fundraised for his extensive medical care.

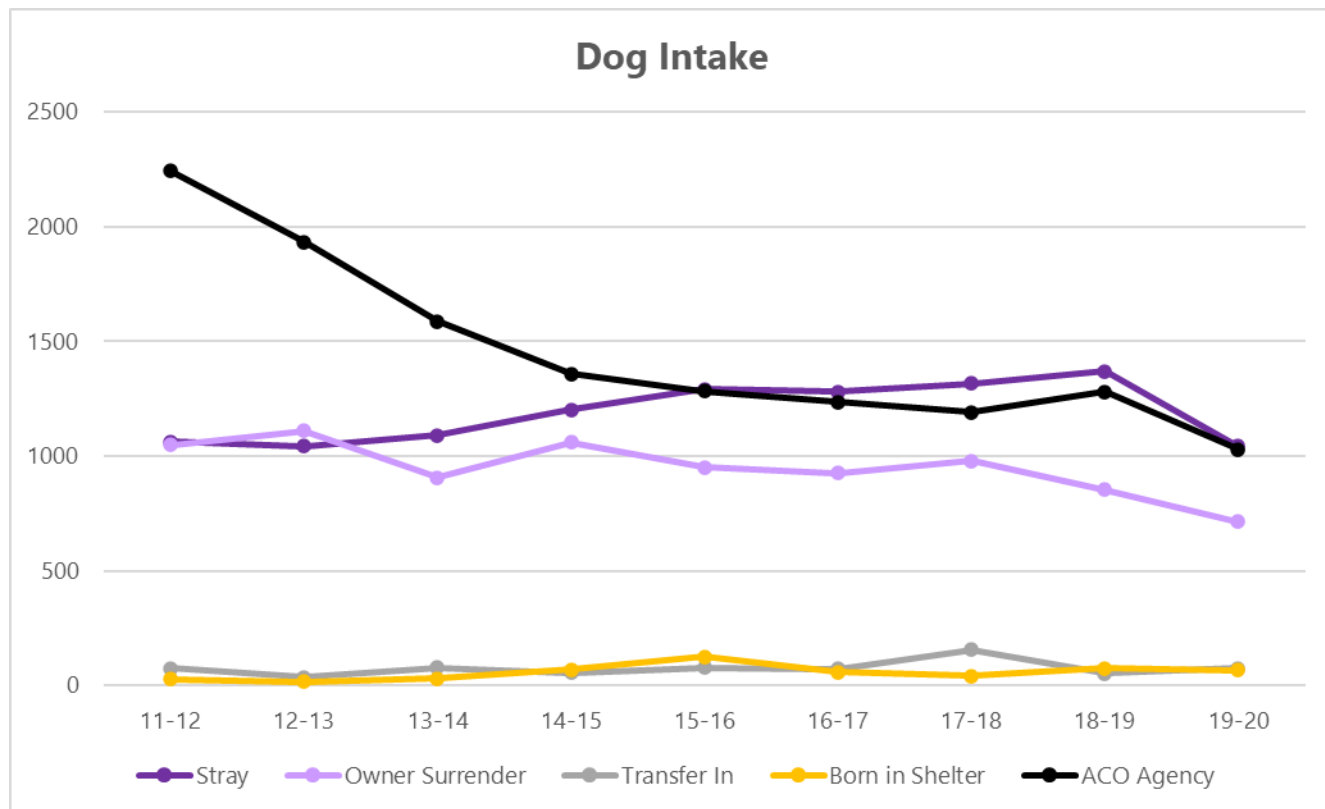


Annual Comparison - Dog and Cat Statistics

Cats									
	11-12	12-13	13-14	14-15	15-16	16-17	17-18	18-19	19-20
Stray	1573	1558	1663	1895	2085	2306	1748	2323	2058
Owner Surrender	576	604	578	387	464	577	437	471	502
Transfer In	7	18	13	7	3	65	68	52	29
Born in Shelter	71	54	114	132	152	145	45	105	77
ACO Agency	793	708	420	411	466	637	391	441	319
Total Incoming	3020	2942	2788	2832	3170	3730	2689	3392	2985
Adopted	1637	2014	1859	1965	2341	2867	2258	2562	2788
Reclaimed	34	44	41	82	74	84	99	98	79
Transferred	750	513	535	391	287	415	165	140	209
Died	246	219	123	176	176	161	108	175	103
Missing	47	79	29	19	79	41	7	15	14
Euthanized	193	206	123	125	215	162	103	120	102
Total Outgoing	2907	3075	2710	2758	3172	3730	2740	3110	3295



Dogs									
	11-12	12-13	13-14	14-15	15-16	16-17	17-18	18-19	19-20
Stray	1064	1044	1091	1202	1291	1281	1317	1369	1044
Owner Surrender	1048	1111	907	1059	950	927	978	853	714
Transfer In	73	35	76	56	78	72	154	51	74
Born in Shelter	26	15	29	69	124	57	42	75	67
ACO Agency	2243	1934	1587	1358	1283	1237	1191	1281	1029
Total Incoming	4454	4139	3690	3744	3726	3574	3682	3629	2928
Adopted	2543	2316	2143	2462	2364	2121	2392	2276	1638
Reclaimed	1093	1023	956	885	996	1038	936	942	764
Transferred	561	620	419	349	271	365	267	309	525
Died	34	21	26	15	20	16	26	18	16
Missing	15	1	8	7	9	7	3	1	2
Euthanized	203	186	106	49	77	49	40	52	54
Total Outgoing	4449	4167	3658	3767	3737	3596	3664	3598	2999

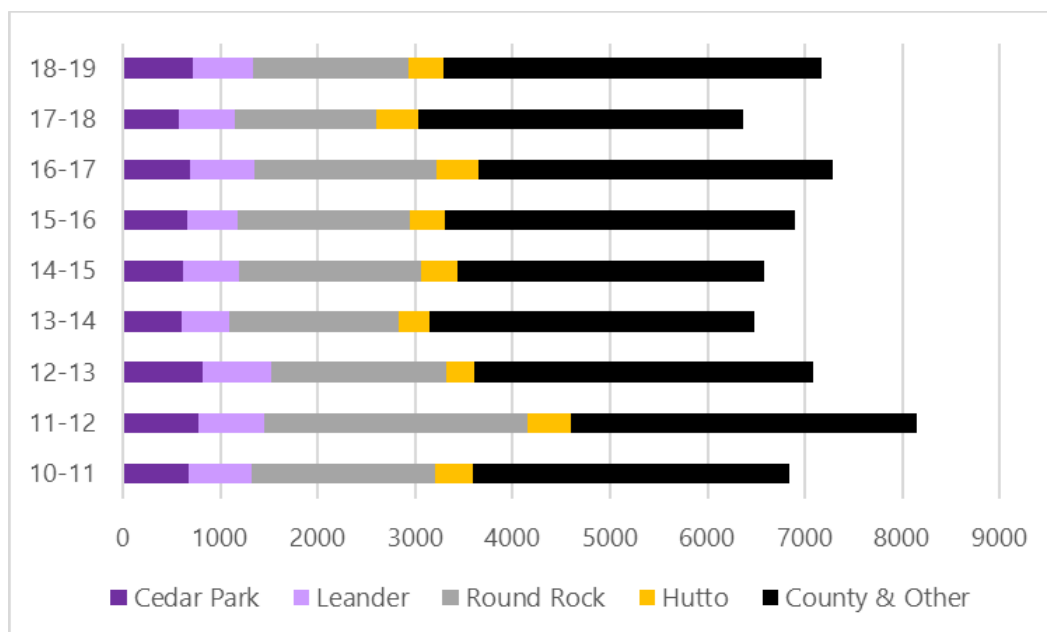


Total Intake of all Animals

Intake	11-12	12-13	13-14	14-15	15-16	16-17	17-18	18-19	19-20
Feline	3020	2942	2788	2832	3170	3730	2689	3392	3377
Canine	4454	4139	3690	3744	3726	3574	3682	3629	2931
Domestic Rabbits	30	47	24	16	46	69	52	70	26
Wildlife	106	28	103	31	58	36	55	76	44
Bats	114	160	32	18	24	19	19	15	19
Exotic Animals	1	6	17	0	3	8	6	7	1
Livestock	6	19	19	12	16	46	41	23	29
Wild Birds	9	3	0	17	24	29	21	15	4
Domestic Birds	10	3	8	2	9	5	15	14	11
Other Pets	13	29	13	22	33	76	67	44	40
Total	7763	7376	6694	6694	7109	7592	6647	7285	6482

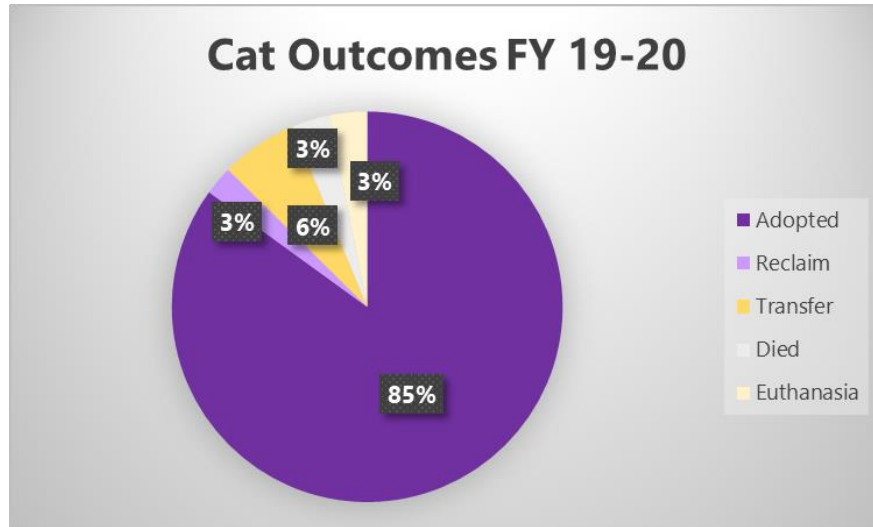
Intake by Jurisdiction

Jurisdiction	10-11	11-12	12-13	13-14	14-15	15-16	16-17	17-18	18-19
Cedar Park	679	777	812	607	616	660	691	580	714
Leander	647	671	711	479	578	512	657	569	617
Round Rock	1873	2705	1800	1748	1870	1775	1866	1449	1598
Hutto	398	442	290	312	369	361	441	437	360
County & Other	3237	3549	3468	3332	3143	3588	3632	3336	3883

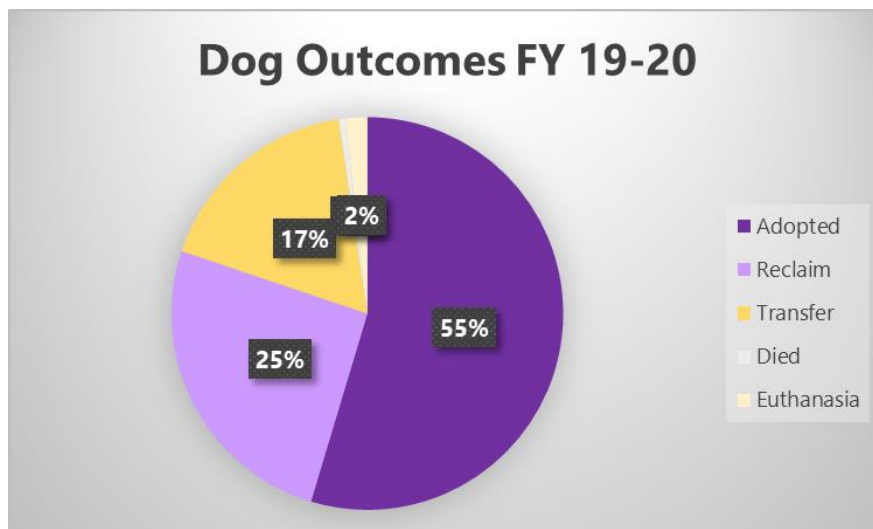


Animal outgoing Percentages

Cats	09-10	10-11	11-12	12-13	13-14	14-15	15-16	16-17	17-18	18-19	19-20
Adopted	50%	58%	59%	68%	69%	69%	75.76%	76.86%	90.02%	82.38%	84.61%
Reclaim	2%	3%	1%	2%	2%	3%	2.39%	2.25%	4.22%	3.15%	2.39%
Transfer	20%	22%	27%	27%	17%	17%	9.28%	11.13%	7.25%	4.50%	6.34%
Died	8%	10%	10%	7%	5%	6%	5.69%	4.32%	4.02%	5.63%	3.12%
Euthanasia	18.86%	12.68%	6.27%	7.00%	4.54%	4.41%	6.95%	4.32%	3.95%	3.86%	3.09%



Dogs	09-10	10-11	11-12	12-13	13-14	14-15	15-16	16-17	17-18	18-19	19-20
Adopted	35%	41%	57%	56%	59%	66%	63.60%	58.98%	66.40%	63.26%	54.61%
Reclaim	25%	28%	25%	25%	26%	24%	26.80%	28.87%	25.83%	26.18%	25.47%
Transfer	20%	22%	13%	15%	11%	9%	7.29%	10.15%	7.20%	8.59%	17.50%
Died	1%	1%	1%	1%	1%	0.50%	0.24%	0.44%	0.71%	0.05%	0.53%
Euthanasia	17.85%	5.53%	4.57%	4.49%	2.90%	1.31%	2.07%	1.36%	1.10%	1.45%	1.80%




Rescue Partnerships

Organizations	12-13	13-14	14-15	15-16	16-17	17-18	18-19	19-20
Austin Pets Alive	130	85	110	61	137	42	60	167
Texas Humane Heroes (WCHS)	136	141	68	172	161	182	82	39
Austin Humane Society	94	135	130	88	160	10	47	24
Central Texas SPCA	0	0	0	0	80	4	41	8
Georgetown Animal Outreach	40	49	34	45	35	22	10	1
Breed Specific and Others	282	199	181	238	259	213	202	83
Transport Program	0	0	0	0	0	0	36	383
Sanctuary	0	0	0	0	0	0	4	5
Ferallife Guards	0	0	0	0	0	0	0	42
Total	682	609	523	604	832	473	482	752

Shelter Facts

- 🐾 1,782 cats/kittens and 760 dog/puppies, and 3 other animals went into a 609 foster homes.
- 🐾 1,674 dogs/puppies and 2,172 cats/kittens were spayed/neutered at the shelter before adoption.
- 🐾 391 cats/kittens were sterilized through our free-roaming spay/neuter clinic.
- 🐾 29 specialty surgeries were performed at the shelter.
- 🐾 Average length of stay in the shelter for dogs was 12.0 days and 12.4 days in cats. (excludes time in foster homes)



Budget Expenditures FY 2018-2019

Expenditure	Budget	Expenditure breakdown
Personnel	\$1,746,346.86	Salaries and Benefits
Shelter Improvement	\$19,941.92	Small Equip and Tools, Facility Maintenance and Repair
Direct Animal Care	\$242,706.23	Janitorial Supplies, Professional Services, Animal Care, Medical Care, Disposal
Utilities	\$133,395.63	Telephone, Electric and Water
Vehicle	\$3,122.59	Gasoline, Repairs and Maintenance, Insurance
Personnel Costs	\$6,131.32	Uniforms, Membership Dues, Publications, Travel and Training
Office/Building/Yard	\$71,880.84	Office Equip/Furniture, Computer, Office supplies, Extermination, Janitorial Contract, Lawn Service, Bond, Property Ins., Courier, etc

Annual Budget Comparisons

Fiscal Year	Budgeted Amount	Revenue	Expenditures	Donations	Donation Expended
2007-2008	\$1,001,845.00	\$187,350.77	\$974,865.66	\$17,980.67	\$578.00
2008-2009	\$1,007,859.32	\$178,714.58	\$977,718.41	\$27,673.96	\$10,655.31
2009-2010	\$1,035,782.00	\$173,877.64	\$1,010,835.19	\$51,037.72	\$24,542.31
2010-2011	\$1,042,808.61	\$188,153.42	\$1,049,004.95	\$92,801.25	\$50,548.50
2011-2012	\$1,121,905.94	\$205,064.37	\$1,166,319.18	\$94,556.61	\$69,059.34
2012-2013	\$1,195,299.21	\$190,934.33	\$1,180,038.24	\$106,808.28	\$75,201.25
2013-2014	\$1,262,794.27	\$206,603.12	\$1,234,078.67	\$135,204.18	\$74,741.33
2014-2015	\$1,359,642.71	\$201,668.42	\$1,331,527.66	\$288,173.51	\$109,233.23
2015-2016	\$1,417,962.64	\$202,093.01	\$1,360,180.26	\$179,374.40	\$118,298.69
2016-2017	\$1,577,818.08	\$216,623.39	\$1,466,001.42	\$348,418.10	\$148,587.80
2017-2018	\$1,673,475.73	\$248,261.64	\$1,575,988.71	\$237,146.81	\$272,543.98
2018-2019	\$2,144,654.34	\$229,555.16	\$2,079,003.54	\$485,145.34	\$342,968.65
2019-2020	\$2,353,765.20	\$224,691.44	\$2,223,525.39	\$977,066.13	\$623,963.30

Jurisdiction Budget Percentage

Fiscal Year	Cedar Park	Leander	Round Rock	Hutto	Williamson County
09-10	10.30%	11%	21.30%	5.50%	51.90%
10-11	11.90%	10.50%	21.20%	5.10%	51.30%
11-12	10.40%	9.10%	26.30%	5.40%	48.80%
12-13	9.50%	9.80%	28%	6.50%	46.20%
13-14	12.20%	9.10%	26.60%	4.90%	47.20%
14-15	11.70%	10%	25.60%	4.10%	48.60%
15-16	9.63%	7.40%	27.43%	4.73%	50.81%
16-17	9.26%	8.75%	28.67%	5.81%	47.51%
17-18	9.63%	7.43%	25.78%	5.12%	52.04%
18-19	9.49%	8.95%	26.03%	5.98%	49.55%
19-20	8.88%	9.02%	23.11%	6.98%	52.01%
20-21	7.17%	9.74%	20.88%	5.53%	56.68%



The Williamson County Regional Animal Shelter is a collaborative effort between Williamson County and the cities of Round Rock, Cedar Park, Leander, and Hutto.

Mission:

To provide a safe haven with compassionate and humane treatment to the lost and unwanted pets in our jurisdiction.

Vision:

- To save every healthy and behaviorally sound companion animal
- To save all dogs and cats that can be medically treated and behaviorally rehabilitated and do not pose a public health and safety risk

Governing Board

Lorie Lankford, *Round Rock Assistant Finance Director*
 Daron Butler, *Cedar Park Business Services Director (until 7/2020)*
 Jackson Brockway, *Cedar Park Assistant to the City Manager (began 7/2020)*
 Billy Fletcher, *Leander Police Chief*
 Byron Franklin, *Hutto Assistant City Manager*
 Valerie Covey, *Williamson County Commissioner*

Advisory Board

Katrina Breitreiter DVM	Veterinarian
Wayne Cunningham, ACO	County/Municipal Official
Alexis Fine, Chairperson	Person Involved in Operation of Shelter
Dr. Laura Hobgood	Member of a Welfare Organization
Mary Smith	Resident of Participation Jurisdiction

Leadership Staff

Cheryl Schneider	Director of Animal Services <i>(until 5/2020)</i>
Misty Valenta	Director of Animal Services <i>(began 5/2020)</i>
Linda Gunter	Administrative Supervisor
Alexis Fine	Kennel Manager
Misty Valenta	Community Programs Coordinator <i>(until 5/2020)</i>
April Peiffer	Community Programs Coordinator <i>(began 5/2020)</i>
Erin Duran	Volunteer and Foster Coordinator